








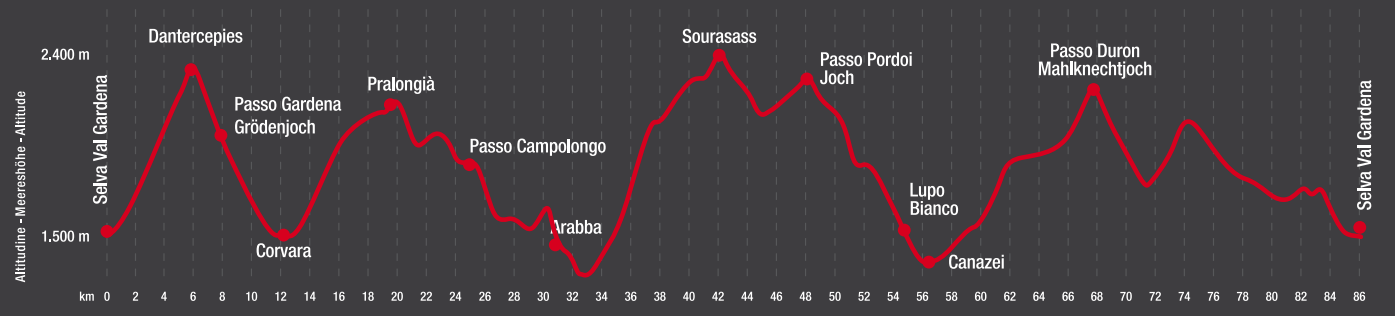


-  **START/FINISH**
-  **ENERGY POINT**
-  **GPM**
-  **WATER POINT**
-  **UCI FEED & TECHNICAL ZONE**
-  **FIRST AID**
-  **TECHNICAL ASSISTANCE**
-  **LONG TRACK**
-  **SHORT TRACK**



**86KM - 4500 HM - OFF ROAD 69,9% - SINGLE TRAIL 16,8% - ON ROAD 13,3%**



**60KM - 3200 HM - OFF ROAD 55,5% - SINGLE TRAIL 35,7% - ON ROAD 8,8%**

